

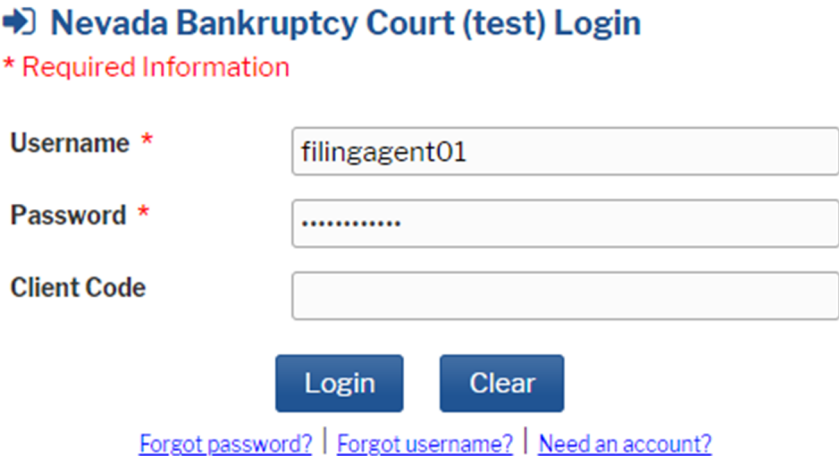
## Switching Between Attorneys / Trustees

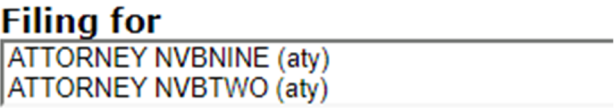


---

### Requirements

- PACER account is required.
- Filing agent must be an individual.
- Filing agents can only be registered under Attorneys or Trustees.
- Pro-se debtors are not permitted to file electronically, and therefore should not use filing agent to attempt to register for electronic filing.

### Switch Between Attorneys/Trustees (For Filing Agents who file on behalf of multiple attorneys/trustees)

STEP	SCREEN SHOT
1. Login as the filing agent.	 <p>The screenshot shows the login page for the Nevada Bankruptcy Court (test). The page title is "Nevada Bankruptcy Court (test) Login". Below the title, there is a red asterisk followed by the text "* Required Information". There are three input fields: "Username *" with the value "filingagent01", "Password *" with a masked password ".....", and "Client Code" which is empty. Below the input fields are two buttons: "Login" and "Clear". At the bottom of the page, there are three links: "Forgot password?", "Forgot username?", and "Need an account?".</p>

<p>2. Select the appropriate attorney from the <b>Filing for</b> menu.</p>	 <p><b>Filing for</b>  ATTORNEY NVBNINE (aty)  ATTORNEY NVBTWO (aty)</p>
<p>3. The selected attorney will show at the top of the screen.</p> <p>The filing agent can switch between attorneys by selecting <b>Change user</b>. This will return the agent to the previous screen in step 2 where they may make a new selection.</p>	 <p>CM ECF Bankruptcy ▾ Adversary ▾  Filing for ATTORNEY NVBNINE (aty)  Change user</p>